



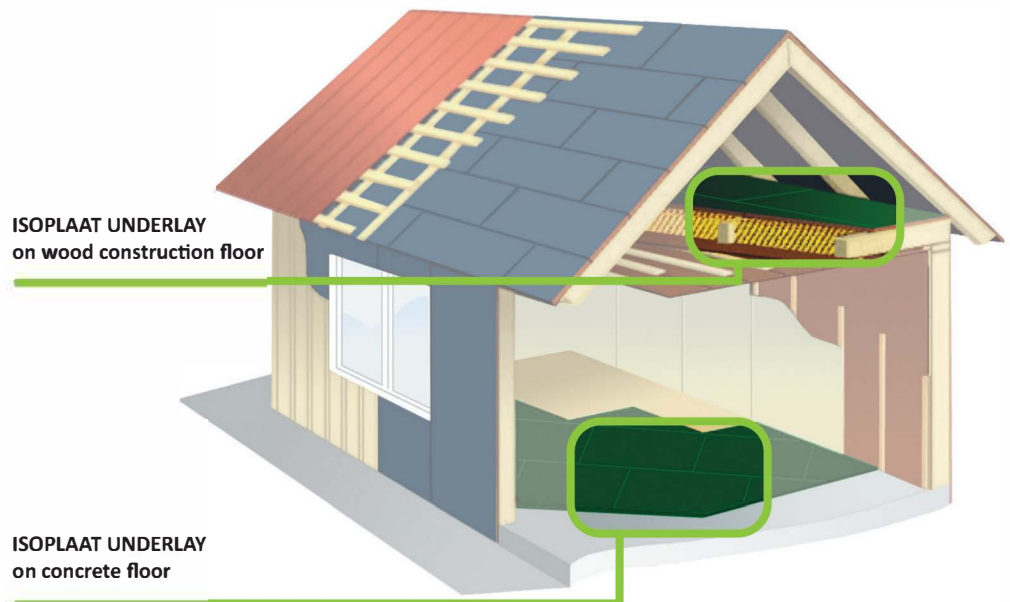
Fibreboard UNDERLAY for flooring




SOUND INSULATION -22dB	THERMAL INSULATION	FOOTSTEP DAMPING	100% NATURAL WOOD FIBRE	QUICK AND EASY INSTALLATION	SMOOTHS THE UNEVENNESS OF THE FLOOR	COMPRESSIVE STRENGTH UP TO 20 TONS / M ²


Underlay is used under floor covering materials (parquet, laminate) on hard and dry base surfaces. Underlay levels the minor unevennesses of the subfloor, mutes the sounds of footsteps and makes the floor warmer.


THICKNESS	mm	5/6/7 ± 0,5
WIDTH	mm	590 ± 3
LENGTH	mm	850 ± 3
DENSITY	kg/m ³	240
THERMAL CONDUCTIVITY λ ₁₀	W/mK	≤ 0,050
BENDING STRENGTH	N/mm ²	> 2,5
WEIGHTED NORMALIZED IMPACT SOUND PRESSURE LEVEL L _{n,w}	dB	-54
IMPACT NOISE INSULATION Δ _{Lw}	dB	> 19





18  = 9.0 m²
5 x 590 x 850 mm

18  = 9.0 m²
6 x 590 x 850 mm

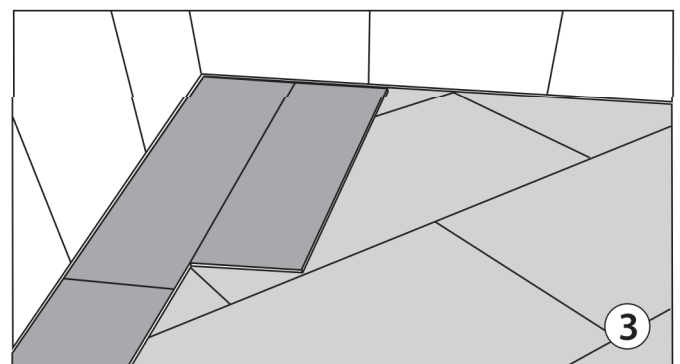
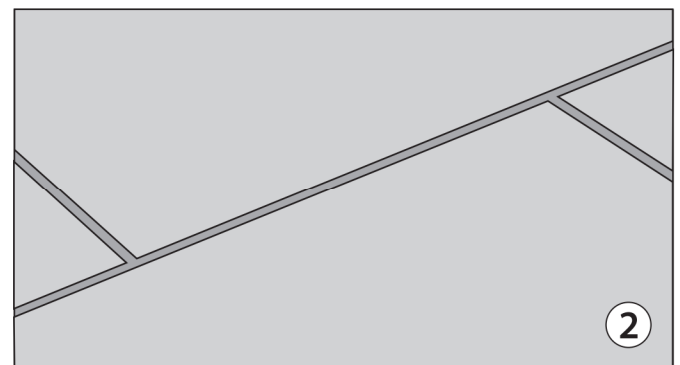
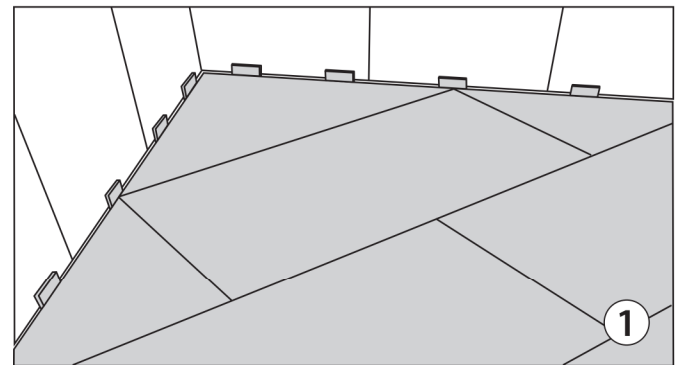
14  = 7.0 m²
7 x 590 x 850 mm

INSTALLATION OF UNDERLAY

It is advisable to keep the underlay in the same room it is to be installed in for 24 hours before installation in order to balance the moisture inside the boards with humidity of the surrounding air. The boards are placed sideways and bars are put under and between them, so that the boards are exposed to air.

Underlay is placed next to each other on base surface, leaving 5–10 mm expansion gaps between the boards and the walls. In order to get an adequate expansion gap, you can place pieces of underlay between the walls and the boards and remove them later when the underlay is installed. Leave 1–2 mm gaps between the underlay (Figure 2).

You can fix the underlay with couple of glue dots (figure 3) or staples/nails in order to secure it. Underlay is installed in a way that the angle between the joints of flooring and the joints of boards would be 45°, this helps to avoid the joints of the boards and flooring to overlap (Figure 2 and 3). Floorings are installed directly on underlay (Figure 3).



NORDIC FIBREBOARD LTD OÜ
Rääma 31, Pärnu ESTONIA
www.nordicfibreboard.com



The mark of responsible forestry

NORDIC
FIBREBOARD



SILENT ROOM